

Section	Page #
Table of Contents	1
Notice	2
Sales and Ordering Strategy	3
Ordering Information	4 – 9
Ordering Code Breakdown	4
LX Trims	5
EX Trims	6
SX Trim	7
Exterior Interior Colours	8
Wheels	9
Technical Specifications	10 – 15
Exterior Dimensions Clearances Weight Towing	10
Interior Dimensions	11
Engines	12
Transmission	13
Chassis	14
Safety	15
Appendix	16



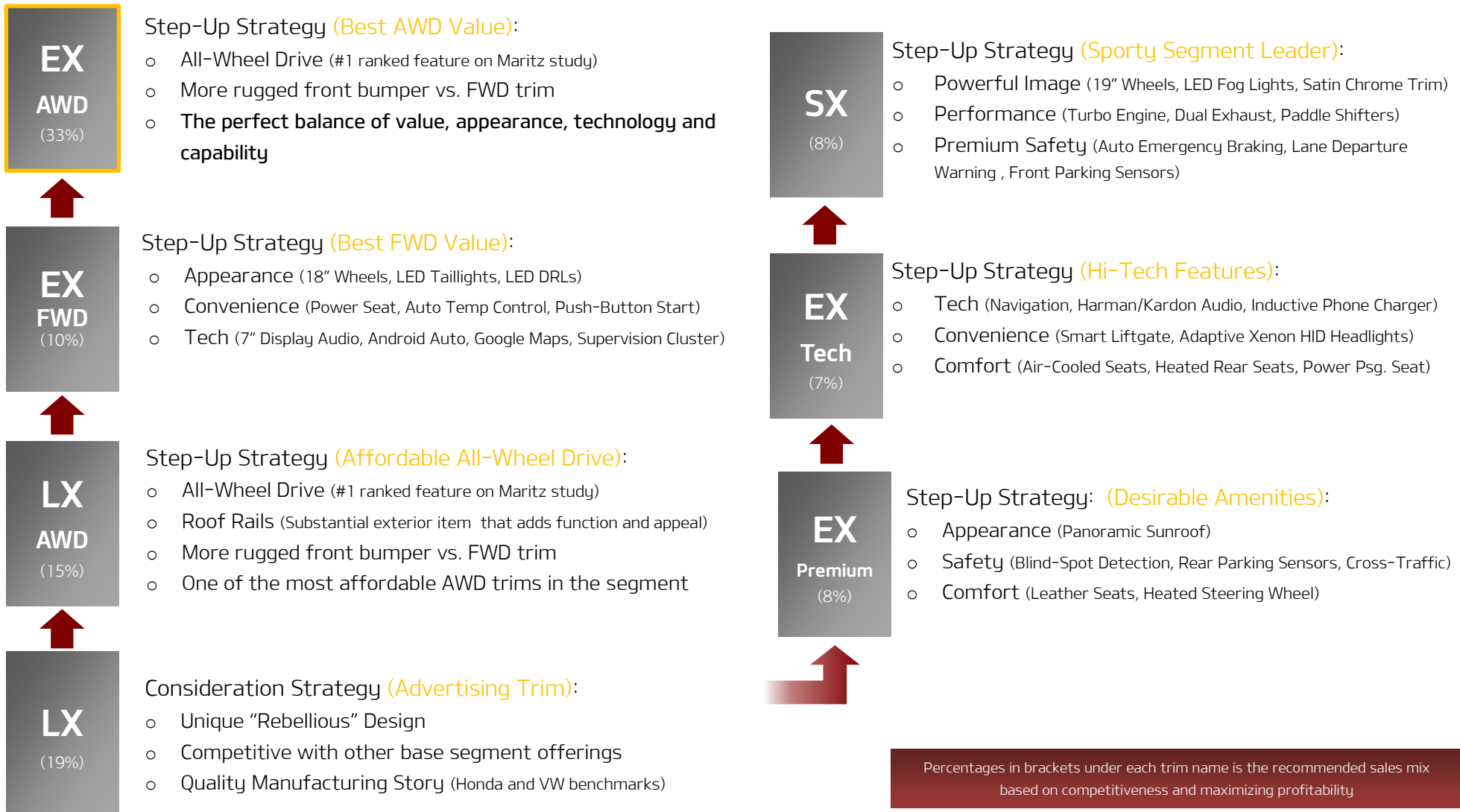
IMPORTANT NOTICE:

Product specifications are known to be accurate at time of printing and are subject to change without notice.

Effective Date: February 19th, 2016

Sales Strategy

The Sales Strategy for the all-new 2017 Sportage is to re-align the vehicle to aggressively compete among the most competitive segment in Canada. The **EX trims** have specifically been designed to deliver the **greatest value**, while the revised **graduated margin structure** improves **dealer profitability** as the trim level increases. KCI recommends that dealerships stock the mix outlined below to meet the needs/demands of the customers and maximize their profitability.



Example of ordering code: SP754H

Character Placement	Sample	Explanation of Character	Comments								
1st <i>(2 digits):</i>	SP	Model Name: SP = Sportage	No change								
3rd digit:	7	Transmission Type: 7 = Automatic Transmission	Changes according to vehicle's equipment								
4th digit:	5	Number of Doors: 5 = 5 door									
5th digit:	4	Trim level number: <table border="0" style="width: 100%;"> <tr> <td>1: LX FWD</td> <td>5: EX AWD Premium</td> </tr> <tr> <td>2: LX AWD</td> <td>6: EX AWD Tech</td> </tr> <tr> <td>3: EX FWD</td> <td>7: SX AWD</td> </tr> <tr> <td>4: EX AWD</td> <td></td> </tr> </table>	1: LX FWD	5: EX AWD Premium	2: LX AWD	6: EX AWD Tech	3: EX FWD	7: SX AWD	4: EX AWD		Changes according to vehicle equipment.
1: LX FWD	5: EX AWD Premium										
2: LX AWD	6: EX AWD Tech										
3: EX FWD	7: SX AWD										
4: EX AWD											
6th digit:	H	Model year: H = 2017 Model year	Changes only at the end of a model year.								

FSC Code	Car Name	Body Type	Engine Capacity	Engine Type	Fuel Type	Transmission	Grade
Code	D9	W5 : 5-Seat	L6 : 2.4L L5 : 2.0L	A : GDI G : T-GDI	1 : Unleaded	F : AT FWD G : AT AWD	D : LX G : EX H : SX

Additional Charges*	
Destination & Delivery	\$ 1,725
Holdback	2% of Dealer Net
Excise Tax	\$ 100

**The above prices do not include all applicable taxes.*

LX Trims

Ordering Code	Features	Price	
			MSRP
SP751H	LX FWD FSC : D9W5L6A1FDD002 Key features include: Powertrain & Mechanical: <ul style="list-style-type: none"> 2.4L GDI 4-Cylinder Engine 6-Speed Sportmatic A/T Drive Mode Select (Eco/Sport/Normal) High-Performance Shocks 4-Wheel ABS Disc Brakes Electronic Power Steering (EPS) Safety: <ul style="list-style-type: none"> Advanced Front Airbags Side Airbags Curtain Airbags Electronic Stability Control (ESC) Vehicle Stability Management (VSM) Hill Assist Control (HAC) Downhill Brake Control (DBC) Impact-Sensing Door Unlock Low Washer Fluid Warning Lamp Tire Mobility Kit Security System Engine Immobilizer Exterior: <ul style="list-style-type: none"> 17" Alloy Wheels Rear Spoiler Projection Fog Lights Bi-Function Projection Headlights Deep Privacy Tint Glass Acoustic Laminated Windshield Chrome Beltline Trim Body-Coloured Sideview Mirrors Power Sideview Mirrors Heated Sideview Mirrors Body-Coloured Door Handles Splash Guards Comfort: <ul style="list-style-type: none"> Air Conditioning Cabin Air Filter Rear Console Air Ventilation Heated Front Seats Height Adjustable Driver Seat 60/40 Folding Rear Seats Rear Armrest (w/ Cup Holders) Tilt/Telescopic Steering Wheel Convenience: <ul style="list-style-type: none"> Cruise Control Automatic Headlights Keyless Entry (w/Panic Button) Power Door Locks Power Windows Express Up/Down Driver Window Rear Wiper and Washer Rear Window Defroster Dual-Level Cargo Floor Overhead Sunglass Holder Map Lights Illuminated Vanity Mirror Technology: <ul style="list-style-type: none"> 5" LCD Display Audio Rearview Camera (w/ Dynamic Guides) AM/FM/CD/MP3 Radio SiriusXM Satellite (3 month subscription) Bluetooth® Hands-Free Connectivity iPod®/USB Auxiliary Input Jacks S/W-Mounted Audio Controls Front Tray 12V Power Outlets Cargo Area 12V Power Outlet Trip Computer 		\$24,795
SP752H	LX AWD FSC : D9W5L6A1GDD197 The SP752H adds to SP751H (LX FWD): Powertrain & Mechanical: <ul style="list-style-type: none"> DynaMax Intelligent All-Wheel Drive Exterior: <ul style="list-style-type: none"> Roof Rails Gloss Black Grille All-Wheel Drive Front Bumper 		\$26,995



EX Trims








Ordering Code	Features	Price		
				MSRP
SP753H	EX FWD	FSC : D9W5L6A1FGG005		
	SP753H adds to the SP751H (LX FWD): Exterior: <ul style="list-style-type: none"> 18" Machined-Finish Alloy Wheels Roof Rails Gloss Black Grille LED Lightbar Taillights (w/ Chrome Trim) LED Daytime Running Lights LED Sideview Mirror Signal Repeaters Automatic Power Folding Sideview Mirrors Split-Chrome Door Handles Solar Glass (IR & UV Reducing) Technology: <ul style="list-style-type: none"> 7" LCD Display Audio* Android Auto Smart Phone Integration** Google Maps Navigation (Tethered)** Enhanced TFT/LCD Supervision Cluster Convenience: <ul style="list-style-type: none"> Smart Key Push-Button Start Autodimming Rearview Mirror Auto Temperature Control (Dual-Zone) Clean Air™ Electronic Filtration Auto Defog System Windshield Wiper De-Icer Comfort: <ul style="list-style-type: none"> Premium Cloth Seats Leather Steering Wheel Leather Gear Shift Knob 10-Way Power Driver Seat 2-Way Driver Seat Power Lumbar *Deletes CD Player ** Compatible Android-based phone required			\$27,795
SP754H	EX AWD	FSC : D9W5L6A1GGG005		
	The SP754H adds to SP753H (EX FWD) : Powertrain & Mechanical: <ul style="list-style-type: none"> DynaMax Intelligent All-Wheel Drive (AWD) Exterior: <ul style="list-style-type: none"> All-Wheel Drive Front Bumper 			\$29,795
SP755H	EX Premium (AWD)	FSC : D9W5L6A1GGG395 (Black Leather) D9W5L6A1GGG396 (Dark Brown Leather)		
	The SP755H adds to SP754H (EX AWD) Exterior: <ul style="list-style-type: none"> Panoramic Sunroof Safety: <ul style="list-style-type: none"> Blind Spot Detection System Rear Parking Sensors Rear Cross Traffic Alert Comfort: <ul style="list-style-type: none"> Leather Seats Heated Steering Wheel Convenience: <ul style="list-style-type: none"> LED Cabin Lighting Cargo Cover and Net 			\$32,695
SP756H	EX Tech (AWD)	FSC : D9W5L6A1GGG398 (Black Leather) D9W5L6A1GGG397 (Dark Brown Leather)		
	The SP756H adds to SP755H (EX AWD Premium) : Exterior: <ul style="list-style-type: none"> Xenon HID Headlights Directionally Adaptive Headlights Technology: <ul style="list-style-type: none"> 8" Integrated Navigation System Harman/Kardon Premium Sound System Inductive Wireless Phone Charger High-Output USB Charging Port Comfort: <ul style="list-style-type: none"> Heated Rear Seats Air-Cooled Front Seats Power Passenger Seat Convenience: <ul style="list-style-type: none"> Smart Power Liftgate Electronic Parking Brake 			\$36,995









SX Trim

Ordering Code	Features	Price	
			MSRP
SP757H	SX Turbo (AWD) The SP757H adds to SP756H (EX AWD Tech)	FSC : D9W5L5G1GHH002 (Black Leather) D9W5L5G1GHH090 (Canyon Beige Leather)	
	<p>Powertrain & Mechanical:</p> <ul style="list-style-type: none"> ○ Turbocharged 2.0L GDI Engine ○ Larger Front Brakes <p>Exterior:</p> <ul style="list-style-type: none"> ○ Dual Exhaust ○ 19" Machined-Finish Alloy Wheels ○ LED 'Ice-Cube' Fog Lights ○ Sport Grille ○ Satin Chrome Beltline Trim ○ Satin Chrome Door Handles ○ Silver Front/Rear Bumper Accents 	<p>Safety:</p> <ul style="list-style-type: none"> ○ Autonomous Emergency Braking System ○ Lane Departure Warning System ○ Front & Rear Parking Sensors ○ Tire Pressure Monitoring System ○ Compact Spare Tire <p>Interior:</p> <ul style="list-style-type: none"> ○ D-Cut Sport Steering Wheel ○ Steering Wheel Paddle Shifters ○ Alloy Sport Pedals ○ Stainless Steel Door Scuff Plates ○ Chrome Interior Door Handles ○ Piano Black Interior Trim 	\$39,395



Exterior Interior Colours (Colour may not appear exactly as shown)					
Colour Code	Exterior Colour Name	Interior Colour Availability			
		LX	EX	EX Premium & Tech	SX
UD	Polar White 	Black Cloth (WK)	Black Cloth (WK)	Black Leather (WK) Dark Brown Leather (Separate FSC)	Black Leather (WK) Two-Tone Canyon Beige Leather (Separate FSC)
KCS	Sparkling Silver* 	Black Cloth (WK)	Black Cloth (WK)	Black Leather (WK)	Black Leather (WK)
A3R	Scarlet Red* 	Black Cloth (WK)	Black Cloth (WK)	Black Leather (WK)	Black Leather (WK)
E6S	Mineral Silver* 	Black Cloth (WK)	Black Cloth (WK)	Black Leather (WK)	Black Leather (WK)
9P	Black Cherry* 	Black Cloth (WK)	Black Cloth (WK)	Black Leather (WK) Dark Brown Leather (Separate FSC)	Black Leather (WK) Two-Tone Canyon Beige Leather (Separate FSC)
BU2	Storm Blue* 	Black Cloth (WK)	Black Cloth (WK)	Black Leather (WK) Dark Brown Leather (Separate FSC)	Black Leather (WK) Two-Tone Canyon Beige Leather (Separate FSC)
BY2	Modern Bronze* 	Black Cloth (WK)	Black Cloth (WK)	Black Leather (WK) Dark Brown Leather (Separate FSC)	Black Leather (WK) Two-Tone Canyon Beige Leather (Separate FSC)

*Premium paint charge of \$200

Interior Colour Reference Chart			
LX	EX	EX Premium & Tech	SX
<p>Standard: Black Cloth</p> 	<p>Standard: Premium Cloth</p> 	<p>Standard: Black Leather</p> 	<p>Standard: Black Leather</p> 
		<p>Optional: Dark Brown Leather</p> 	<p>Optional: Two-Tone Canyon Beige Leather</p> 

Wheel Selection		
LX	EX	SX
		
<p>17" Alloy</p>	<p>18" Machined-Finish Alloy</p>	<p>19" Machined-Finish Alloy</p>
<p>225/60R17</p>	<p>225/55R18</p>	<p>245/45R19</p>

Exterior Dimensions

Dimension	All Trims
Length (mm)	4,480
Width (mm)	1,855
Height (mm) <small>no roof rails / with roof rails</small>	1,635 / 1,645
Wheelbase (mm)	2,670

Clearances

Dimension	FWD	AWD
Ground clearance (mm)	162	172
Approach angle (°)	16.7	28.0
Departure angle (°)	23.9	24.6

Vehicle Weight

Capacity	FWD	AWD	Turbo AWD
Maximum curb weight (kg)	1,631	1,696	1,813
Gross vehicle weight (kg)	2,085	2,150	2,210

Towing Capacity

Capacity	2.4L GDI	2.0L T-GDI
Standard towing (lbs) (when properly equipped)	2,000	2,000

Interior Dimensions		
Dimension	Area	Measurement
Head room (mm)	Front	997 (954 w/sunroof)
	2 nd Row	993 (962 w/ sunroof)
Hip room (mm)	Front	1,380
	2 nd Row	1,300
Leg room (mm)	Front	1,053
	2 nd Row	970
Shoulder room (mm)	Front	1,450
	2 nd Row	1,400
Interior volume (L)	Total	3,660
Cargo Volume (L)	Behind 1 st (Floor raised/lowered)	1,565 / 1,703
Cargo Volume (L)	Behind 2 nd (Floor raised/lowered)	798 / 868

Technical Specifications – Engine/Transmission **SPORTAGE**

Engines							
Description	Specification						
Engine type	Theta II - 4-cylinder Aluminum block, Aluminum head						
Displacement, litres (cc)	2.4L (2,359) 2.0L (1,998)						
Valvetrain	4-valves per cylinder Dual Over-Head Cam (DOHC) Dual Cam Variable Valve Timing (D-CVVT)						
Compression ratio (:1)	11.3 : GDI engine 10 : T-GDI Engine						
Horsepower @ rpm (SAE net)	181 @ 6,000 rpm : GDI engine 237 @ 6,000 rpm : T-GDI engine						
Torque @ rpm (lb-ft)	175 @ 4,000 rpm : GDI engine 260 @ 1,450 – 3,500 rpm : T-GDI engine						
Fuel system	Gasoline Direct Injection (GDI)						
Required fuel	Regular unleaded						
Fuel Economy (5 cycle testing) L/100km (city / highway)	<table border="1"> <thead> <tr> <th><u>2.4L</u></th> <th><u>2.0L</u></th> </tr> </thead> <tbody> <tr> <td>FWD : 10.4 / 8.0</td> <td>AWD : 11.9 / 10.2</td> </tr> <tr> <td>AWD : 11.3 / 9.5</td> <td></td> </tr> </tbody> </table>	<u>2.4L</u>	<u>2.0L</u>	FWD : 10.4 / 8.0	AWD : 11.9 / 10.2	AWD : 11.3 / 9.5	
<u>2.4L</u>	<u>2.0L</u>						
FWD : 10.4 / 8.0	AWD : 11.9 / 10.2						
AWD : 11.3 / 9.5							

Technical Specifications – Engine/Transmission **SPORTAGE**

Transmission	
Description	Specification
Configuration	Front-wheel drive All-wheel drive
Transmission	6-speed Automatic Transmission
1 st gear ratio	4.212 : FWD 4.212 : AWD 4.651 : Turbo AWD
2 nd gear ratio	2.637 : FWD 2.637 : AWD 2.831 : Turbo AWD
3 rd gear ratio	1.800 : FWD 1.800 : AWD 1.842 : Turbo AWD
4 th gear ratio	1.386 : FWD 1.386 : AWD 1.386 : Turbo AWD
5 th gear ratio	1.000 : FWD 1.000 : AWD 1.000 : Turbo AWD
6 th gear ratio	0.772 : FWD 0.772 : AWD 0.772 : Turbo AWD
Reverse	3.064 : FWD 3.064 : AWD 3.393 : Turbo AWD
Final Drive	3.064 : FWD 3.195 : AWD 3.320 : Turbo AWD

Technical Specifications – Chassis

SPORTAGE

Description	Specification
Body type	Unibody
Front suspension	Independent, McPherson struts with Gas Shock Absorber
Rear suspension	Independent, Multi-link with Gas Shock Absorber
Steering type	Electric power steering (EPS)
Front brakes (in.)	Disc (16"): LX, EX Disc (17"): SX
Rear brakes (in.)	Disc (16"): All trims
Braking system	4-wheel anti-lock braking system (ABS) Electronic Brake-Force Distribution (EBD) Brake Assist System (BAS)
Stability control	Electronic Stability Control (ESC) Hill Assist Control (HAC) Down Hill Brake Control (DBC)
Wheels	17" Alloy : LX 18" Machined-Finish Alloy : EX 19" Machined-Finish Alloy: SX
Tires	P225/60R17 : LX P225/55R18: EX P245/45R19: SX Tire Mobility Kit : LX & EX Temporary Spare Tire : SX



Description	Specification
Airbags	Advanced front airbags (2) Side airbags (2) Curtain airbags (2)
Door locks	Impact sensing auto door unlock
Windows	Obstacle-detecting power window (drivers side) : Standard
Seat belts	Front seat belt pretensioners
Child safety	2 nd Row Lower Anchor and Tethers for Children (LATCH)
Theft deterrent	Immobilizer
Keyless entry	Remote keyless entry with panic function
Parking	Rear parking camera: Standard Rear Sensors : EX Premium > Front Sensors: SX
Supplemental Systems	Automatic Headlights: Standard Blind Zone Mirror: LX AWD, EX FWD, EX AWD Blind Zone Detection System: EX Premium > Rear Cross-Traffic Alert: EX Premium > Autonomous Emergency Braking : SX Lane Departure Warning System : SX Electronic Parking Brake : EX Tech >

Revision Date	Specification
February 19 th , 2016	Launch